

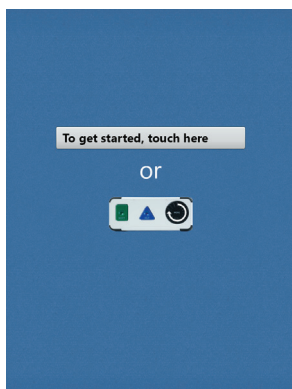
mark and print your ballot



- ▶ The voting device is touch screen operated
- ▶ An accessible device with audio is also available
- ▶ Follow the instructions on the screen to:
 - Enter your access code
 - Make your selections
 - Review and cast your ballot

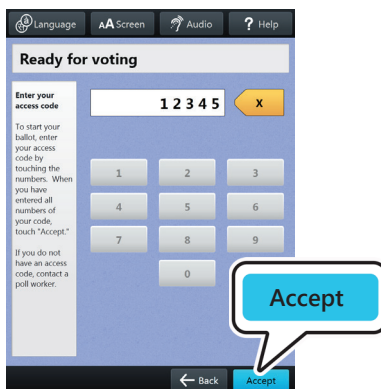
1

Select **To get started, touch here.**



2

Enter your access code and select **Accept.**



3

When ready, select **Begin Voting.**



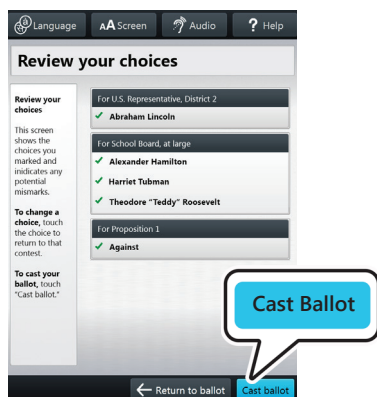
4

Select your choice; select **Next** to go to the next contest.



5

Review your ballot. When you're ready, select **Cast Ballot.**



6

Your ballot has been cast when you see the American flag.

